

NEWS

OF THE NATIONAL ACADEMY OF SCIENCES OF THE REPUBLIC OF KAZAKHSTAN

SERIES OF GEOLOGY AND TECHNICAL SCIENCES

ISSN 2224-5278

Volume 6, Number 426 (2017), 207 – 216

UDC 662.767.2

J. V. Karaeva¹, I. A. Varlamova¹, Y. V. Litt²,
D. A. Kovalev³, G. E. Sakhmetova⁴, M. I. Sataev⁴

¹Federal State Budgetary Institution of Science Kazan Scientific Centre of Russian Academy of Sciences, Kazan, Russia,

²Winogradsky Institute of Microbiology RAS, Federal Research Center "Fundamentals of Biotechnology" Russian Academy of Sciences, Moscow, Russia,

³Federal Government Budgetary Institution of Science "Federal scientific agroengineering centre VIM", Moscow, Russia,

⁴M. Auezov South Kazakhstan State University, Shymkent, Kazakstan.
E-mail: julieenergy@list.ru, irenavarlam@gmail.com, litty-yuriy@mail.ru,
kovalev_da80@mail.ru, 17-07-70@mail.ru

RAPID ASSESSMENT OF ORGANIC LOADING RATE FOR A SEMI-CONTINUOUS ANAEROBIC DIGESTER

Abstract. This paper presents a mathematical model for analysis of biogas yield in a semi-continuous anaerobic digester. The main criteria for monitoring and evaluating the effectiveness of anaerobic digestion of different substrates in a semi-continuous anaerobic digester are the cumulative biogas yield and biogas production rate in a batch reactor. Different organic loading rates (OLR) for mono-substrates and their mixtures were analyzed for obtaining the maximum specific biogas yield in a semi-continuous digester.

Keywords: biomass energy; semi-continuous digester, organic loading rate, mathematical model, modified Gompertz model.

Introduction. Organic Loading Rate (OLR) is an important operational parameter which represents the biological conversion capacity of an anaerobic digestion system [1]. It is indeed a control parameter in semi-continuous systems. It has been established that the anaerobic digester runs inefficiently with low OLR, while with high OLR, there exists a risk of system failure due to overloading [2]. Researches in this area indicate that the methanogenic processes can be intensified by increasing the OLR and decreasing the hydraulic retention time (HRT) [3, 4, 5]. In [6] OLR increased 6 times during the digestion of olive mill solid residue. This led to an increase in the biogas productivity of more than 400%. According to literature data, the optimum OLR depends on the type of the substrate being digested, and on the total solids concentration of the substrate [3, 5, 7 - 12].

Even in modern anaerobic processes the OLR value greatly affects the performance of the digester [13-16].

Determination of the optimal OLR value for effective anaerobic digestion process in a semi-continuous digester is always based on long-term experimental studies [9, 17]. For example, in the PhD thesis of Hassan, the experimental study lasted 150 days in order to determine the yield of biogas from co-substrates with an OLR in the range from 1 to 5 kg VS·m⁻³·day⁻¹ [3]. In study [18] two different concentrations of OLR (0.7 and 1.4 kg VS·m⁻³·day⁻¹) were investigated to examine the effect of the change in the organic loading rate on the efficiency of the biogas production from grass and cattle slurry. The experimental study lasted 26 week. The feasibility of spent mushroom compost as a co-substrate in anaerobic digestion was investigated for 90 days [19]. 140 days of continuous experiment were required to assess the impact of OLR in the range of 1.0-5.0 kg VS·m⁻³·day⁻¹ on the biogas yield [1].

As can be seen from the above, long periods of time are required for carrying out these processes, which makes the experiment challenging. It should be noted that additional experimental studies are supposed to be conducted even for the same substrate, but with different content of volatile solids (VS). In addition, advance of the co-digestion process in biogas technology makes it necessary to study a variety of anaerobic digestion systems and assess the specific biogas yield, depending on the OLR. Thus, it becomes important to use simulation models to predict the operation of digesters. It is possible to estimate the time characteristics of the operational parameters of a biogas plant on the basis of a model for semi-continuous process for the various organic loading conditions without interfering with plant operation.

The aim of this work is to develop a mathematical model that allows to conduct a rapid assessment of the specific biogas yield in a semi-continuous digester at different OLRs, using experimentally derived equation of biogas production in a batch reactor.

Mathematical model. We consider the work of a semi-continuous digester under the following assumptions:

- continuous mechanical mixing is carried out in the digester assuming that in this case the mixing intensity allows us to neglect the spatial in homogeneity of concentration;
- loaded substrate has the same concentration as the liquid in the digester.

The biogas yield rate depends on the retention time in the digester. All calculating formulas are based on the function of biogas yield for batch digester $F(t)$ depending on retention time. $f(t) = dF/dt$ – function of biogas yield rate. The function $F(t)$ can be obtained experimentally or described by analytical function. For example, the Gompertz equation quite well describes the biogas yield.

Modified Gompertz model was used by many authors to describe the methane yield from various organic substrates in the batch systems [20-26]. The modified Gompertz equation has the form:

$$F(t) = P \exp \left\{ - \exp \left[\frac{R_{max} \cdot e}{P} (\lambda - t) + 1 \right] \right\} \quad (1)$$

Thus, the calculating formulas of the cumulative biogas yield in a batch digester are used to analyze the *uniform* and *non-uniform loading* of semi-continuous digester.

Initially, we consider the simplest case of a *uniform loading*: loading of even substrate volumes equal to $1/n$ part of the total anaerobic digester with a periodicity Δt equal to the time interval h_t (usually one day).

We get the recurrence formula for cumulative biogas yield of a semi-continuous digester $\tilde{F}(t)$.

$$\text{For } t=0 \quad \tilde{F}(0) = \tilde{F}_0 = F(0);$$

$$\text{For } t = h_t \quad \tilde{F}(1 \cdot h_t) = \tilde{F}_1 = \tilde{F}(0) + \int_0^{h_t} f(t) dt = F(0) + F(h_t) - F(0) = F(h_t) = F_1;$$

For $t = 2h_t$ fraction of the loaded portion of the total volume $V_1^2 = \frac{1}{n}$, and fraction of the substrate

which is in an anaerobic digester for a period of time between h_t and $2h_t$ is equal to $V_2^2 = 1 - \frac{1}{n}$ then

$$\tilde{F}(2h_t) = \tilde{F}_2 = \tilde{F}_1 + \frac{1}{n} \int_0^{h_t} f(t) dt + \left(1 - \frac{1}{n} \right) \int_{h_t}^{2h_t} f(t) dt = \tilde{F}_1 + \frac{1}{n} (F_1 - F_0) + \left(1 - \frac{1}{n} \right) (F_2 - F_1) \quad (2)$$

For $t = 3h_t$ fraction of the loaded portion of the total volume $V_1^3 = \frac{1}{n}$; fraction of the substrate

which is in an anaerobic digester for a period of time between h_t and $2h_t$ is equal to $V_2^3 = \left(1 - \frac{1}{n} \right) V_1^2$;

fraction of the substrate which is in an anaerobic digester for a period of time between $2h_t$ and $3h_t$ is equal to $V_3^3 = \left(1 - \frac{1}{n} \right) V_2^2$ then

$$\begin{aligned} \tilde{F}(3h_t) = \tilde{F}_3 = \tilde{F}_2 + \frac{1}{n} \int_0^{h_t} f(t) dt + \frac{1}{n} \left(1 - \frac{1}{n}\right) \int_{h_t}^{2h_t} f(t) dt + \left(1 - \frac{1}{n}\right)^2 \int_{h_t}^{2h_t} f(t) dt = \\ = \tilde{F}_2 + \frac{1}{n} (F_1 - F_0) + \frac{1}{n} \left(1 - \frac{1}{n}\right) (F_2 - F_1) + \left(1 - \frac{1}{n}\right)^2 (F_3 - F_2) \end{aligned} \tag{3}$$

and etc.

$$\begin{aligned} \text{For } t = mh_t \quad V_1^m = \frac{1}{n}; V_i^m = \frac{1}{n} \left(1 - \frac{1}{n}\right)^{i-1} V_{i-1}^{m-1}, i = 2, 3 \dots m \text{ or} \\ V_i^m = \frac{1}{n} \left(1 - \frac{1}{n}\right)^{i-1}, i = 1, 2 \dots m-1, V_m^m = \left(1 - \frac{1}{n}\right)^{m-1} \end{aligned} \tag{4}$$

$$\tilde{F}_m = \tilde{F}_{m-1} + \sum_{i=1}^{m-1} \frac{1}{n} \left(1 - \frac{1}{n}\right)^{i-1} (F_i - F_{i-1}) + \left(1 - \frac{1}{n}\right)^{m-1} (F_m - F_{m-1}) \tag{5}$$

We apply the principle of mathematical induction to verify the correctness of the obtained recurrence formulas (4)-(5).

1. $m = 1, \tilde{F}_1 = \tilde{F}_0 + (F_1 - F_0) = F_0 + (F_1 - F_0) = F_1$;
2. We get \tilde{F}_{m+1} from (3), (4):

$$V_1^{m+1} = \frac{1}{n}; V_i^{m+1} = \left(1 - \frac{1}{n}\right) V_{i-1}^m \quad i = 2, 3 \dots m+1 ,$$

or taking into account (4)

$$V_i^{m+1} = \left(1 - \frac{1}{n}\right) \frac{1}{n} \left(1 - \frac{1}{n}\right)^{i-2} = \frac{1}{n} \left(1 - \frac{1}{n}\right)^{i-1}, i = 2, 3 \dots m, V_{m+1}^{m+1} = \left(1 - \frac{1}{n}\right)^m \tag{6}$$

$$\tilde{F}_{m+1} = \tilde{F}_m + \sum_{i=1}^{m+1} V_i^{m+1} \cdot \int_{(i-1)h_t}^{ih_t} f(t) dt$$

Using (6) we finally obtain

$$\tilde{F}_{m+1} = \tilde{F}_m + \sum_{i=1}^m \frac{1}{n} \left(1 - \frac{1}{n}\right)^{i-1} (F_i - F_{i-1}) + \left(1 - \frac{1}{n}\right)^m (F_{m+1} - F_m), \tag{7}$$

quod erat inveniendum.

If $\Delta t \neq h_t$ then by similar reasoning we can obtain the following recurrence formula for the biogas yield in the semi-continuous anaerobic digester.

$$\tilde{F}_m = \tilde{F}_{m-1} + \sum_{i=1}^{IN} \frac{1}{n} \left(1 - \frac{1}{n}\right)^{i-1} (F_{i+k-1} - F_{i+k-2}) + (F_{IN+k} - F_{IN+k-1}) \left(1 - \frac{1}{n}\right)^{IN} \tag{8}$$

where $IN = \lfloor (m-1)/\Delta t \rfloor$, here $\lfloor \cdot \rfloor$ – denotes the operation of taking the greatest integer which is less than or equal to the number that is in parentheses.

The recurrence formula to determine the mean retention time in an anaerobic digester has the form

$$\tilde{T}_m = \sum_{i=1}^{IN} \frac{1}{n} \left(1 - \frac{1}{n}\right)^{i-1} ((i-1)\Delta t + kh_t) + \left(1 - \frac{1}{n}\right)^{IN} (IN \cdot \Delta t + kh_t), \tag{9}$$

here \tilde{T}_m – mean retention time in an anaerobic digester at the time $m \cdot h_t$.

We consider the case of *non-uniform loading* its volume and time are given in the tabular form. We denote the loading volume at the time $m \cdot h_t$ as $1/n_m$ part of the total digester volume. Then the recurrent formula for the cumulative biogas yield in the semi-continuous digester has the form

$$\tilde{F}_m = \tilde{F}_{m-1} + \sum_{i=1}^m (F_i - F_{i-1}) V_i^m \quad (10)$$

If the loading is not zero

$$V_i^m = V_{i-1}^{m-1} \left(1 - \frac{1}{n_m} \right), V_1^m = \frac{1}{n_m}, V_1^1 = 1, i = 2, 3 \dots m \quad (11)$$

If the loading is zero

$$V_i^m = V_{i-1}^{m-1}, V_1^m = 0, V_0^0 = 1, i = 1, 2 \dots m \quad (12)$$

The mean retention time at non-uniform loading is calculated by the following recurrence formula

$$\bar{T}_m = h_t \sum_{i=1}^m V_i^m \cdot i \quad (13)$$

where formulas (11) are used if the loading is not zero and if the loading is zero

$$\bar{T}_m = \bar{T}_{m-1} + h_t \quad (14)$$

For numerical calculations the program was written on Delphi. For the analysis of loading modes the function of cumulative biogas yield and biogas yield rate in the batch digester can be specified per kg of VS, kg of COD, kg of TS, kg of substrate and etc.

Verification of a mathematical model. For the validation of the obtained mathematical model we compared the calculated methane production rate with our experimental data and the reported by other authors [3, 17].

Verification of a model by comparison with obtained experimental data. For batch and semi-continuous experiments 12-liter continuously stirred laboratory digesters were used (fig. 1). The digesters had a cylindrical shape (inside diameter is 210 mm, height is 330 mm). Chicken wastes were collected from a Poultry Farm JSC "Kazan" (Russia). It was stored in a refrigerator at ± 4 °C.

Volumetric biogas production was measured using MilliGascounters MGC-1 (Ritter, Germany). The concentration of the main components of biogas was analyzed with a GA2000 gas analyzer (Keison, UK). TS is defined as the mass which remains when the water content is removed by drying in an oven at 105°C until it maintains a constant mass. The determination of VS is achieved by heating the dry matter at 550°C for 3 hours.



Figure 1 – Lab-scale reactors (DBFZ, Germany)

The VS content of the substrates was adjusted at 10.5%. The results of the experiments under mesophilic batch conditions are demonstrated in Figures 2.

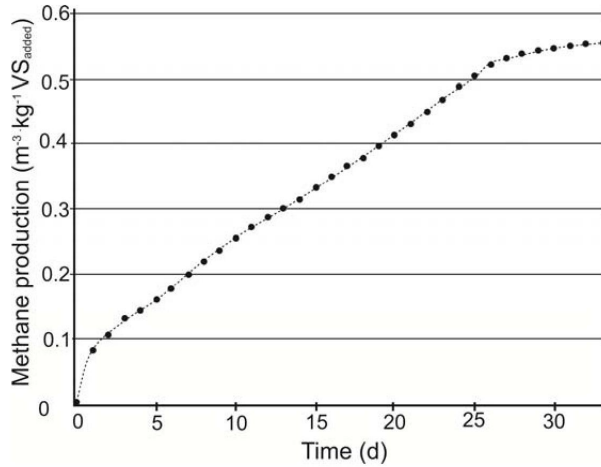


Figure 2 – Methane production potential of chicken manure

Methane production during the semi-continuous feeding experiment is shown in Figure 3.

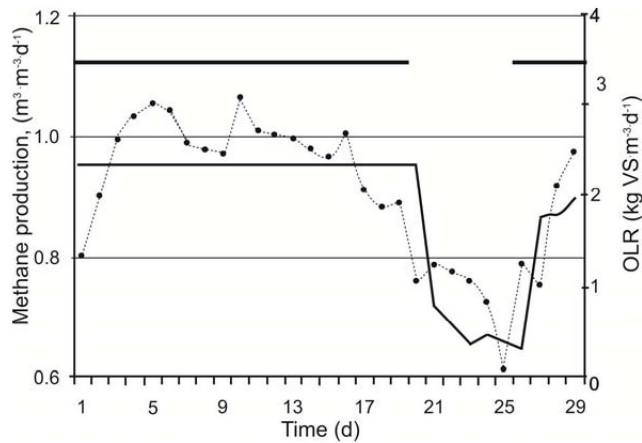


Figure 3 – Volumetric methane production: — calculated; --●-- experimental; — OLR

Experiment in a lab-scale semi-continuous digester lasted 33 days after steady-state biogas production was achieved. The organic loading rate was kept constant at $3.5 \text{ kg VS} \cdot \text{m}^{-3} \cdot \text{day}^{-1}$, except for the period from the 20th to 25th day of the experiment, when the substrate was not loaded.

The resulting calculated curve is in good agreement with the experimental curve.

Verification of a model by comparison with experimental data reported by other authors. Nayono (2009) published experimental data, where press water and food waste were used as substrates [17]. Meanwhile, the organic loading mode was non-uniform. Fig. 4 shows the experimental data and the theoretical curve obtained using a mathematical model. As can be seen from these results, the calculated curves agree with the experimental data.

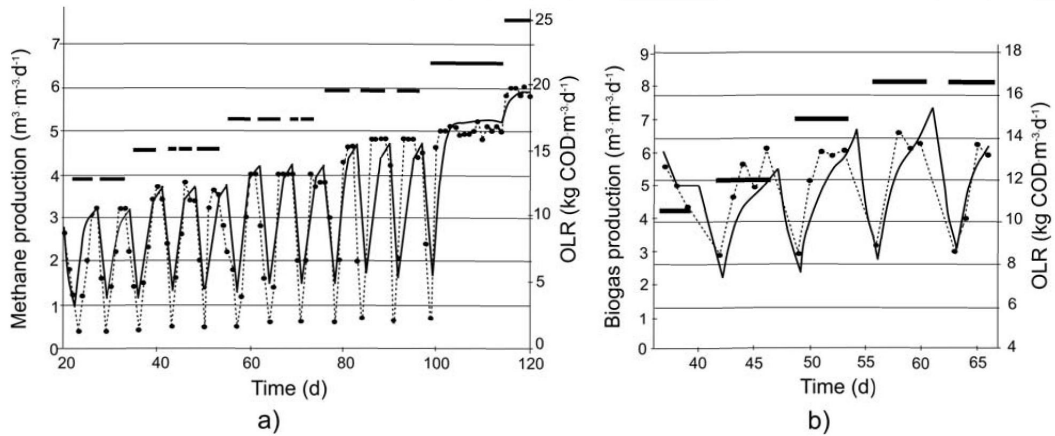


Figure 4 – Volumetric gas production:
 — calculated, --●— experimental (Nayono, 2009); — OLR: (a) press water; (b) food waste

Forage beets silage and forage beets silage with manure were used as substrates in Hassan (2003) [3]. Experiments were carried out under thermophilic conditions. Experimental data and theoretical calculations are compared in Fig. 5.

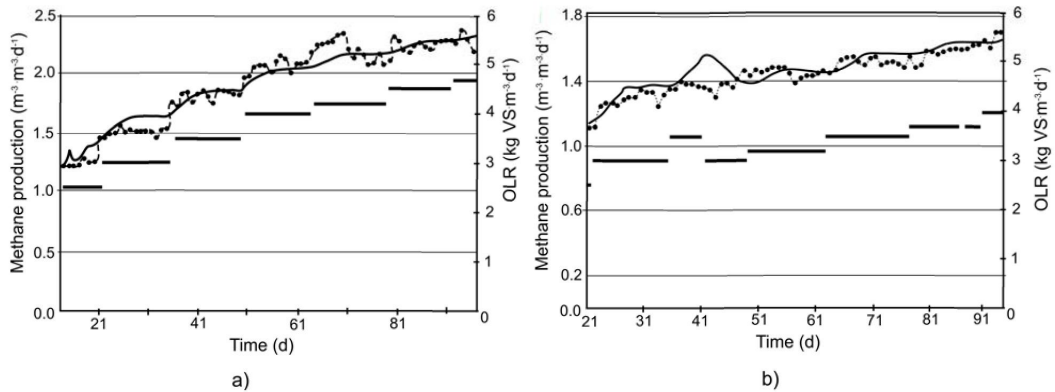


Figure 5 – Volumetric gas production:
 — calculated, --●— experimental (Hassan, 2003); — OLR: (a) Forage beets silage; (b) Forage beets silage with manure.

Thus, as can be seen from these graphs, the calculated curves are in quite good agreement with the experimental data, which indicates the adequacy of the developed simulation model.

Results. Rapid assessment of specific biogas yield in a semi-continuous digester at different OLR was carried out on the basis of the proposed mathematical model and developed software.

The purpose of calculations was to determine the value of OLR for semi-continuous digester, which will provide the maximum specific biogas yield.

Biogas production rate and its yield from mono-digestion are defined by Gompertz modified model (Table 1). A study and optimization of methane production from mono-substrates in semi-continuous digester will help to develop the process procedure for operation of biogas plants.

Some substrates give higher yield of biogas than animal waste because they contain variety growth factors (such as amino acids and reducing sugars). Actually co-digestion allows increasing the yield of biogas. The yield of biogas is determined experimentally and specific to the various farms. Table 2 shows the parameters of the Gompertz model for multicomponent organic mixtures.

Table 1 – Parameters of the Gompertz model for mono-substrates

№	Substrate	VS, %	P, ml/g VS	R _m , ml/g VS/d	λ, d	Gas	Reference
1	Biological sludge (raw)	5.49	184	24	0	Methane	[27]
2	OFMSW (raw)	10.51	308	11.9	0	Methane	[27]
3	Grease waste (raw)	46.82	489	30.3	17.6	Methane	[27]
4	Spent grain (raw)	23.34	251	18.7	0.8	Methane	[27]
5	Cow manure (raw)	20.85	317	19.6	0	Methane	[27]
6	Food waste	24.67	613	80	0.9	Biogas	[28]
7	MSW	30.58	522	97	1.2	Biogas	[28]
8	Horse dung	6.8	254.5	37.87	9.03	Biogas	[29]
9	Swine manure	2	492.36	21.43	5.68	Methane	[30]
10	Food waste leachate	8.64	218.6	7.1	16.4	Methane	[30]
11	Chicken manure	6.97	383	36	1.67	Methane	[31]

Table 2 – Parameters of the Gompertz model for multicomponent mixtures

№	Substrate	VS, %	P, ml/g VS	R _m , ml/g VS/d	λ, d	Gas	Reference
1	Paper and biosolids	35.62	457	73	1.1	Biogas	[28]
2	MSW and paper	30.77	487	94	1.3	Biogas	[28]
3	MSW and biosolids	30.3	562	99	1.2	Biogas	[28]
4	Cow dung and horse dung	6.2	360	36.99	8.07	Biogas	[29]
5	Cow dung and horse dung	5.7	167.85	18.95	8.71	Biogas	[29]
6	Cattle manure and rumen fluids	10.495	172.51	3.89	7.25	Methane	[30]
7	Saw dust and cattle dung	6.75	579.3	20.74	6.22	Methane	[32]
8	Pig slurry and olive oil bleaching earth	7.37	334.21	13.15	14.45	Methane	[33]
9	Cattle dung and winemaking waste	3.83	338	14	11.58	Methane	[34]
10	Cattle dung and food waste	3.55	288	6	11.8	Methane	[34]
11	Cattle dung and biowaste	3.7	387	13	14.6	Methane	[34]

Period of calculation lasted 100 days, the organic loading rate ranged from 0.1 kg VS·m⁻³·day⁻¹ to 15 kg VS·m⁻³·day⁻¹. Table 3 shows the results of the calculation: the OLR value, providing the maximum specific biogas yield in semi-continuous digester; HRT; biogas production per fresh material (FM) and the biogas yield, m³·kg⁻¹ VS.

As can be seen from Table 3, the optimal OLR values for various substrates vary over a wide range, from 0.6 to 10 kg VS·m⁻³·day⁻¹. A variety of substrates and significant duration of the experiments lead to the need for using methods of rapid assessment of the specific biogas yield, depending on the OLR in a semi-continuous digester.

Table 3 – Mean results of the calculations for a semi-continuous digester

№	Substrate	OLR, kg VS·m ⁻³ ·d ⁻¹	HRT, d	Biogas production, m ³ ·m ⁻³ FM	Biogas yield, m ³ ·kg ⁻¹ VS
<i>mono-digestion</i>					
1	Biological Sludge (raw)	2	27	13.6	0.247
2	OFMSW (raw)	3	35	30.7	0.292
3	Grease waste (raw)	10	47	219.2	0.468
4	Spent grain (raw)	10	23	66.3	0.284
5	Cow manure (raw)	10	21	67.4	0.323
6	Food waste	10	25	121.7	0.493
7	MSW	10	31	140.3	0.459
8	Horse dung	3	23	10.0	0.147
9	Swine manure	0.6	33	9.7	0.486
10	Food waste leachate	3	29	10.8	0.125
11	Chicken manure	2	35	35.6	0.511
<i>co-digestion</i>					
1	Paper and biosolids	10	36	142.7	0.401
2	MSW and paper	10	31	131.6	0.428
3	MSW and biosolids	10	30	146.9	0.485
4	Cow dung and horse dung	3	21	11.9	0.192
5	Cow dung and horse dung	2	29	6.0	0.105
6	Cattle manure and rumen fluids	3	35	13.5	0.128
7	Saw dust and cattle dung	2	34	35.7	0.529
8	Pig slurry and olive oil bleaching earth	2	37	19.5	0.264
9	Cattle dung and winemaking waste	1	38	11.5	0.300
10	Cattle dung and food waste	1	36	6.5	0.183
11	Cattle dung and biowaste	1	37	10.7	0.290

Conclusion. A mathematical model was developed to analyze the biogas yield in a digester on the basis of the biogas yield in a batch reactor.

On the basis of the developed mathematical model and software, numerical calculations were carried out and OLR values, which provide maximum specific biogas yield in a semi-continuous digester, were obtained.

REFERENCES

- [1] A.O. Adebayo, S.O. Jekayinfa, and B. Linke, “Effects of Organic Loading Rate on Biogas Yield in a Continuously Stirred Tank Reactor Experiment at Mesophilic Temperature”, *British Journal of Applied Science & Technology*, vol. 11, pp. 1-9, **2015**. (in Eng.).
- [2] J.F. Calzada, E. de Porres, A. Yurrita, M.C. de Arriola, F. de Micheo, C. Rolz, and J.F. Menchu, “Biogas production from coffee pulp juice: One and two-phase systems”, *Agricultural Wastes*, vol. 9, pp. 217-230, **1984**.
- [3] E.A. Hassan, *Biogas production from forage and sugar beets [Ph.D. dissertation]*, University of Kassel, Kassel, Germany, 170 p., **2003**.
- [4] A. Karlsson, X.B. Truong, J. Gustavsson, B.H. Svensson, F. Nilsson, and J. Ejlertsson, “Anaerobic treatment of activated sludge from Swedish pulp and paper mills-biogas production potential and limitations”, *Environ Technol.*, vol. 32, pp. 1559-1571, **2011**.
- [5] O. Pakarinen, *Methane and hydrogen production from crop biomass through anaerobic digestion [Ph.D. dissertation]*, University of Jyväskylä, Jyväskylä, Finland, 153 p., **2011**.
- [6] B. Rincón, R. Borja, J.M. González, M.C. Portillo, and C. Sáiz-Jiménez, “Influence of organic loading rate and hydraulic retention time on the performance, stability and microbial communities of one-stage anaerobic digestion of two-phase olive mill solid residue”, *Biochem. Eng. J.*, vol. 40, pp. 253–261, **2008**.
- [7] S.T. Ramesh, S. Jayanthi, and R. Gandhimathi, “Feasibility study on anaerobic digestion of garbage using lime pretreatment”, *Jr. of Industrial Pollution Control.*, vol. 24, pp. 123-128, **2008**.

- [8] N. Sinbuathong, B. Sillapacharoenkul, R. Khun-Anake, and D. Watts, "Optimum organic loading rate for semi-continuous operation of an anaerobic process for biogas production from *Jatropha curcas* seed cake", *International Journal of Global Warming*, vol. 2, pp. 179 – 188, **2010**.
- [9] Babae A., and Shayegan J., "Effect of organic loading rates (OLR) on production of methane from anaerobic digestion of vegetables waste". *World Renewable Energy Congress*. Linköping, Sweden, 07 – 13 May **2011**.
- [10] S. Tewelde, K. Eyalarasan, R. Radhamani, and K. Karthikeyan, "Biogas Production from Co-digestion of Brewery Wastes [BW] and Cattle Dung [CD]", *International Journal of Latest Trends in Agriculture and Food Sciences*, vol. 2, pp. 90-93, **2012**.
- [11] S. Sarker, and H.B. Moller, "Boosting biogas yield of anaerobic digesters by utilizing concentrated molasses from 2nd generation bioethanol plant", *International Journal of Energy and Environment*, vol. 4, pp. 199-210, **2013**.
- [12] P. Chetpattananondh, S. Chaiprapat, and C. Suksaroj, "Anaerobic digestion of pig manure and glycerol from biodiesel production", *International journal of energy and environment*, vol. 6, pp. 309-316, **2015**.
- [13] Dareioti M., Vavouraki A.I., and Komaros M., "Effect of organic loading rate on the anaerobic co-digestion of agroindustrial wastes in a two stage system", *3rd International Conference on Industrial and Hazardous Waste Management*. Chania, Greece, 12-14 September **2012**.
- [14] M.A. Latif, A. Ahmad, R. Ghufuran, and Z.A. Wahid, "Effect of temperature and organic loading rate on upflow anaerobic sludge blanket reactor and CH₄ production by treating liquidized food waste", *Environmental Progress & Sustainable Energy*, vol. 31, pp. 114–121, **2012**.
- [15] P.G. Kougias, K. Boe, and I. Angelidaki, "Effect of organic loading rate and feedstock composition on foaming in manure-based biogas reactors", *Bioresource Technology*, vol. 144, pp. 1–7, **2013**.
- [16] Y. Chen, B. Rößler, S. Zielonka, A.M. Wonneberger, and A. Lemmer, "Effects of Organic Loading Rate on the Performance of a Pressurized Anaerobic Filter in Two-Phase Anaerobic Digestion", *Energies*, vol. 7, pp. 736-750, **2014**.
- [17] S. Nayono, *Anaerobic digestion of organic solid waste for energy production [Ph.D. dissertation]*, Karlsruhe Institute of Technology, Karlsruhe, Germany, 131 p., **2009**.
- [18] P. Mähner, M. Heiermann, and B. Linke, "Batch- and Semi-continuous Biogas Production from Different Grass Species", *Agricultural Engineering International: the CIGR Ejournal*, vol. 7, pp. 1-11, **2005**.
- [19] Ngan N.V.C., and Fricke K., "Improving the biogas application in the Mekong delta of Vietnam by using agricultural waste as an additional input material", *International Conference on Green Technology & Sustainable Development (GTSD 2012)*, Ho Chi Minh City, Vietnam, 29-30 September **2012**.
- [20] V. Gadhamshetty, Y. Arudchelvam, N. Nirmalakhandan, and D.C. Johnson, "Modeling dark fermentation for biohydrogen production: ADMM1-based model vs. Gompertz model", *International Journal of Hydrogen Energy*, vol. 35, pp. 479–490, **2010**.
- [21] B. Deepanraj, V. Sivasubramanian, and S. Jayaraj, "Kinetic study on the effect of temperature on biogas production using a lab scale batch reactor", *Ecotoxicol Environ Saf.*, vol. 121, pp. 100 – 104, **2015**.
- [22] L. Li, X. Kong, F. Yang, D. Li, Z. Yuan, and Y. Sun, "Biogas production potential and kinetics of microwave and conventional thermal pretreatment of grass", *Appl. Biochem. Biotechnol.*, vol. 166, pp. 1183–1191, **2012**.
- [23] A. Nopharatana, P.C. Pullammanappallil, and W.P. Clarke, "Kinetic and dynamic modelling of batch anaerobic digestion of municipal solid waste in a stirred reactor", *Waste Manage.*, vol. 27, pp. 595–603, **2007**.
- [24] J.D. Shin, S.S. Han, K.C. Eom, S. Sung, S.W. Park, and H. Kim, "Predicting methane production potential of anaerobic co-digestion of swine manure and food waste", *Environ. Eng. Res.*, vol. 13, pp. 93–37, **2008**.
- [25] D. Wu, Z. Yang, and G. Tian, "Inhibitory effects of Cu (II) on fermentative methane production using bamboo wastewater as substrate", *J. Hazard. Mater.*, vol. 195, pp. 170-174, **2011**.
- [26] I. Syaichurrozi, Rusdi, S. Dwicahyanto, and Y.S. Toron, "Biogas production from co-digestion vinasse waste and tofu-processing wastewater and kinetics", *International Journal of Renewable Energy Research*, vol. 6, №3, pp. 1057-1070, **2016**.
- [27] R. Cano Herranz, *Pretreatment technologies to enhance solid wastes anaerobic digestion [Ph.D. dissertation]*, University of Valladolid, Valladolid, Spain, 197 p., **2014**.
- [28] B. Zhu, P. Gikas, R. Zhang, J. Lord, B. Jenkins, and X. Li, "Characteristics and biogas production potential of municipal solid wastes pretreated with a rotary drum reactor", *Bioresour. Technol.*, vol. 100, pp. 1122–1129, **2009**.
- [29] M.O.L. Yusuf, A. Debora, and D.E. Ogheneruona, "Ambient temperature kinetic assessment of biogas production from co-digestion of horse and cow dung", *Res. Agr. Eng.*, vol. 57, pp. 97–104, **2011**.
- [30] T.A. Pozdniakova, J.C. Costa, R.J. Santos, M.M. Alves, and R.A. Boaventura, "Anaerobic biodegradability of Category 2 animal by-products: methane potential and inoculum source", *Bioresour. Technol.*, vol. 124, pp. 276 – 282, **2012**.
- [31] Zh.K. Bakhov, K.U. Korazbekova, and A. Lemmer, "Simulation of methane production from agricultural waste using kinetic parameters of Gompertz", *News of the National academy of sciences of the Republic of Kazakhstan. Series of biological and medical*, vol. 5, pp. 92-98 (in Russian), **2013**.
- [32] M.D. Ghatak, and P. Mahanta, "Comparison of kinetic models for biogas production rate from saw dust", *International Journal of Research in Engineering and Technology*, vol. 3, pp. 248–254, **2014**.
- [33] Campos E., Flotats X., Casañé A., Palatsi J., and Bonmati A., "Anaerobic codigestion of pig slurry with olive bleaching earth", *6th Workshop and Latin American Seminar «Anaerobic Digestion»*. Recife, Brazil, 5-9 November **2000**.
- [34] K.U. Korazbekova, Zh.K. Bakhov, and A. Lemmer, "Investigation of kinetic parameters for methane production in organic waste treatment", *News of the National academy of sciences of the Republic of Kazakhstan. Series of biological and medical*, vol. 6, pp. 18-24 (in Russian), **2013**.

Ю. В. Караева¹, И. А. Варламова¹, Ю. В. Литти²,
Д. А. Ковалёв³, Г. Е. Сахметова⁴, М. И. Сагаев⁴

¹Ресей ғылым академиясының Қазан ғылыми орталығы, Қазан, Ресей,

²С. Н. Виноградский атындағы микробиология институты, Мәскеу, Ресей,

³ВИМ агроинженерияның Федералдық зерттеу орталығы, Мәскеу, Ресей,

⁴М. Әуезов атындағы Оңтүстік Қазақстан мемлекеттік университеті, Шымкент, Қазақстан

ЖАРТЫЛАЙ ҮЗДІКСІЗ МЕТАНТЕНК ҮШІН ОРГАНИКАЛЫҚ ЗАТТАР БОЙЫНША ЖҮКТЕУДЫҢ ЭКСПРЕСС-БАҒАЛАУ

Аннотация. Осы жұмыста жартылай үздіксіз анаэробты реактордаң биогаздың шығуың талдауға математикалық моделі ұсынылған.

Жартылай үздіксіз метантенк жағдайында түрлі субстраттарды анаэробты ашытудың мониторингі мен тиімділігін бағалау үшін газдың шығуы және периодты әрекет ететін реакторда биогазды өндіру жылдамдығы болып табылады. Максималды меншікті биогазды алу үшін моно-субстраттар мен олардың коспалары үшін жартылай үздіксіз реакторда әр түрлі органикалық жүктеу жылдамдығы талданды.

Түйін сөздер: биомасса энергиясы; жартылай үздіксіз реакторы, жүктеудың органикалық жылдамдығы, математикалық модель, модификацияланған Гомпертц моделі.

Ю. В. Караева¹, И. А. Варламова¹, Ю. В. Литти²,
Д. А. Ковалёв³, Г. Е. Сахметова⁴, М. И. Сагаев⁴

¹Федеральное государственное бюджетное учреждение науки Казанский научный центр
Российской академии наук, Казань, Россия,

²Федеральный исследовательский центр фундаментальных основ биотехнологии РАН
Институт микробиологии им С. Н. Виноградского, Москва, Россия,

³Федеральное государственное бюджетное научное учреждение

"Федеральный научный агроинженерный центр ВИМ", Москва, Россия,

⁴Южно-Казахстанский Государственный Университет им. М. Ауэзова, Шымкент, Казахстан

ЭКСПРЕСС ОЦЕНКА НАГРУЗКИ ПО ОРГАНИЧЕСКОМУ ВЕЩЕСТВУ ДЛЯ МЕТАНТЕНКА ПОЛУНЕПРЕРЫВНОГО ДЕЙСТВИЯ

Аннотация. В работе представлена математическая модель, позволяющая анализировать выход биогаза в метантенке полунепрерывного действия. Основными критериями, которые используются для мониторинга и оценки эффективности анаэробного сбраживания различных субстратов в метантенке полунепрерывного действия, являются кумулятивный выход биогаза и скорость выхода биогаза в реакторе периодического действия. Проведен анализ различных вариантов нагрузки по органическому веществу (organic loading rate, OLR) для моно-субстратов и смесей, направленный на получение максимального удельного выхода биогаза в метантенке полунепрерывного действия.

Ключевые слова: энергия биомассы; полунепрерывного реактора, органические скорость загрузки, математическая модель, модифицированная модель Гомпертца.

Сведения об авторах:

Караева Юлия Викторовна – старший научный сотрудник лаборатории энергетических систем и технологий. Федеральное государственное бюджетное учреждение науки Казанский научный центр Российской академии наук (КазНЦ РАН), Казань, Россия

Варламова Ирина Александровна – младший научный сотрудник лаборатории Энергетических систем и технологий. Федеральное государственное бюджетное учреждение науки Казанский научный центр Российской академии наук (КазНЦ РАН), Казань, Россия

Литти Юрий Владимирович – старший научный сотрудник лаборатории микробиологии антропогенных мест обитания, Федеральный исследовательский центр фундаментальных основ биотехнологии РАН Институт микробиологии им С.Н. Виноградского, Москва, Россия

Ковалев Дмитрий Александрович – ведущий научный сотрудник, заведующий лабораторией Биоэнергетических установок Федерального государственного бюджетного научного учреждения "Федеральный научный агроинженерный центр ВИМ" (ФГБНУ ФНАЦ ВИМ), Москва, Россия

Сахметова Гульмира Едилевна – PhD докторант по специальности: Технологические машины и оборудование. Южно-Казахстанского государственного университета им. М. Ауэзова, Казахстан, г. Шымкент, Сагаев Марат Исакович – д.т.н., профессор. Южно-Казахстанского государственного университета им. М. Ауэзова, Казахстан, г.Шымкент, проректор по НР и МС, член-корреспондент НАН РК.